Pengelolaan Barang Milik Daerah

Pemerintah Provinsi DKI Jakarta

Bismillahirahmanirahim

اللَّهُمَّ إِنِّي أَسْأَلُكَ عِلْماً نَافِعاً، وَرِزْقاً طَيِّباً، وَعَمَلاً مُتَقَبَّلاً

Allahumma inni as-aluka ‘ilman nafi'an wa rizqan thayyiban, wa ‘amalan mutaqabbalan.

Artinya: "Ya Allah! Sesungguhnya aku memohon kepada-Mu ilmu yang bermanfaat, rezeki yang baik dan amalan yang diterima."

DASAR HUKUM

1	Peraturan Pemerintah Nomor 28 Tahun 2020 tentang Perubahan atas Peraturan Pemerintah Nomor 27 Tahun 2014 Tentang Pengelolaan Barang Milik Negara/Daerah
2	Peraturan Menteri Dalam Negeri Nomor 19 Tahun 2016 tentang Pedoman Pengelolaan Barang Milik Daerah
3	Peraturan Menteri Dalam Negeri Nomor 47 Tahun 2021 tentang Tata Cara Pelaksanaan Pembukuan, Inventarisasi, dan Pelaporan Barang Milik Daerah
4	Peraturan Gubernur Daerah Khusus Ibukota Jakarta Nomor 59 Tahun 2021 tentang Organisasi dan Tata Kerja Badan Pengelolaan Aset Daerah

Struktur Pengelolaan Barang Milik Daerah

Gubernur	Sebagai Pengelola Barang Milik Daerah
Sekretaris Daerah	Sebagai Pejabat Pengelola Barang Milik Daerah
Badan Pengelolaan Aset Daerah	Sebagai Pejabat Penatausahaan Barang Milik Daerah
Kepala Perangkat Daerah	Sebagai Pengguna Barang
Kepala Unit Perangkat Daerah	Sebagai Kuasa Pengguna Barang

ASET TETAP

Rekonsiliasi Aset 30 Juni Review Semester I 2023

Saldo Awal Tanah 2022 Audited Rp466,211,312,146,548	Saldo Awal Peralatan dan Mesin 2022 Audited Rp30,534,777,685,009	Saldo Awal Gedung dan Bangunan 2022 Audited Rp46,684,316,665,100	Saldo Awal Jalan, Irigasi dan Jaringan 2022 Audited Rp55,993,465,847,492	Saldo Awal Aset Tetap Lainnya 2022 Audited Rp1,305,487,303,648	Saldo Awal Konstruksi Dalam Pengerjaan 2022 Audited Rp3,489,601,572,718
Penambahan 2023 Rp6,093,129,230,920	Penambahan 2023 Rp766,944,576,611	Penambahan 2023 Rp777,822,770,555	Penambahan 2023 Rp1,263,080,535,224	Penambahan 2023 Rp45,671,136,235	Penambahan 2023 Rp51,549,461,596
Pengurangan 2023 Rp2,736,072,003,020	Pengurangan 2023 Rp499,946,866,197	Pengurangan 2023 Rp350,615,810,199	Pengurangan 2023 Rp132,488,092,526	Pengurangan 2023 Rp7,760,778,566	Pengurangan 2023 Rp1,158,708,715,596
Saldo Akhir Tanah Review Semester I 2023 Rp469,568,369,374,448	Saldo Akhir Peralatan dan Mesin Review Semester I 2023 Rp30,801,775,395,423	Saldo Akhir Gedung dan Bangunan Review Semester I 2023 Rp47,111,523,625,456	Saldo Akhir Jalan, Irigasi dan Jaringan Review Semester I 2023 Rp57,124,058,290,190	Saldo Akhir Aset Tetap Lainnya Review Semester I 2023 Rp1,343,397,661,317	Saldo Akhir Konstruksi Dalam Pengerjaan Review Semester I 2023 Rp2,382,442,318,718

Total Saldo Awal 2022 Audited
Rp604,218,961,221,096

→ **Total Penambahan 2023**
Rp8,998,197,711,141

→ **Total Pengurangan 2023**
Rp4,885,592,266,104

→ **Total Saldo Aset Tetap Review Semester I 2023**
Rp608,198,942,097,512

ASET	NILAI 31 DES 2013 AUDITED	NILAI 31 DES 2014 AUDITED	NILAI 31 DES 2015 AUDITED	NILAI 31 DES 2016 AUDITED	NILAI 31 DES 2017 AUDITED	NILAI 31 DES 2018 AUDITED	NILAI 31 DES 2019 AUDITED	NILAI 31 DES 2020 AUDITED	NILAI 31 DES 2021 AUDITED	NILAI 31 DES 2022 AUDITED	NILAI 30 JUNI 2023 REVIEW
Tanah	271,561,924,821,489	273,519,641,092,661	284,068,689,312,488	294,905,483,281,144	298,499,135,884,947	324,292,891,946,299	343,963,999,550,620	350,225,518,655,663	371,964,291,505,692	466,211,312,146,548	469,568,369,374,448
Peralatan dan Mesin	13,392,474,082,635	17,190,097,083,385	18,986,813,894,851	20,694,004,072,178	23,984,923,949,031	26,134,914,404,283	27,164,451,398,047	28,323,238,017,339	28,903,444,029,524	30,534,777,685,455	30,705,620,203,357
Gedung dan Bangunan	15,566,967,164,876	17,384,759,492,812	24,169,792,568,590	25,042,056,690,591	31,214,105,901,427	38,173,300,197,016	40,900,059,778,263	42,907,022,851,902	43,594,169,674,899	46,684,316,665,101	47,111,523,625,456
Jalan, Irigasi, dan Jaringan	29,357,168,861,315	29,731,234,210,492	32,430,383,816,724	35,571,427,457,658	40,403,967,992,805	44,158,554,876,581	44,140,074,061,754	45,771,147,384,680	46,377,451,921,716	55,993,465,847,492	57,124,058,290,190
Aset Tetap Lainnya	1,318,843,852,752	1,361,719,093,920	1,422,710,645,797	1,364,063,565,649	1,676,564,224,112	1,627,233,353,138	1,569,764,815,005	1,431,347,724,074	2,857,574,025,836	1,305,487,303,782	1,306,928,285,343
Konstruksi Dalam Pengerjaan	1,680,312,848,375	2,795,093,551,102	2,509,981,639,811	4,626,604,247,917	5,456,879,960,908	1,853,184,803,674	2,657,680,945,138	1,801,244,841,483	2,746,965,568,637	3,489,601,572,718	2,382,442,318,718
TOTAL ASET TETAP	**332,877,691,631,442**	**341,982,544,524,372**	**363,588,371,878,261**	**382,203,639,315,137**	**401,235,577,913,230**	**436,240,079,580,991**	**460,396,030,548,827**	**470,459,519,475,141**	**496,443,896,726,304**	**604,218,961,221,096**	**608,198,942,097,512**
Aset Kekayaan Daerah yang Disewakan	607,369,979,572	1,975,838,852,213	2,112,812,039,045		2,034,296,585,918	1,334,353,360,433	1,383,176,425,433	1,398,634,168,565	2,422,235,243,211	1,078,782,537,270	1,078,782,537,270
Aset Kerjasama Operasi (KSO)	268,354,876,000	339,015,103,572	3,500,576,849,572		268,354,876,000	246,966,276,000	246,966,276,000	246,966,276,000	119,047,220,000	1,896,239,648,072	1,896,239,648,072
Aset Kerjasama Bangun Guna Serah (Build, Operate and Transfer/BOT)	339,015,103,572	995,642,946,132	1,122,205,904,808		3,004,854,572,572	3,015,407,572,572	2,944,325,110,000	2,944,325,110,000	2,944,325,110,000	1,209,123,512,500	1,209,123,512,500
Aset Kerjasama Bangun Serah Guna (Build, Transfer and Operate/BTO)	995,642,946,132	268,354,876,000	268,354,876,000		1,191,199,704,808	1,191,199,704,808	1,233,190,535,380	1,233,190,535,380	1,085,913,915,430	1,040,247,148,858	1,040,247,148,858
Aset Tetap - Pinjam Pakai						411,169,318,038	960,300,000	1,407,316,142,866	1,412,709,033,571	1,336,866,947,094	1,336,866,947,094
TOTAL ASET KEMITRAAN PIHAK KETIGA	**2,210,382,905,276**	**3,578,851,777,917**	**7,003,949,669,425**	**-**	**6,498,705,739,298**	**6,199,096,231,851**	**5,808,618,646,813**	**7,230,432,232,811**	**7,984,230,522,212**	**6,561,259,793,794**	**6,561,259,793,794**
Aset Tidak Berwujud Lainnya	86,147,710,157	191,045,494,586	200,801,131,036	220,728,943,724	250,497,917,582	268,396,464,046	613,963,594,561	265,859,734,235	502,505,079,671	566,900,953,743	583,033,978,447
Aset Tetap - Rusak Berat	588,800,555,542	622,938,807,168	709,243,641,668	907,176,584,877	1,029,033,534,463	1,294,264,292,791	2,461,536,342,211	2,424,988,669,090	3,337,901,362,915	3,483,214,038,893	3,571,886,095,278
Aset Tetap - Belum Validasi	24,666,548,175,762	24,664,472,715,762	14,517,766,519,533	14,517,766,519,533	61,159,117,130		-	-	-		
Aset Tetap - Belum Ditetapkan Statusnya	125,609,000	135,809,000	7,408,268,181		12,203,999,757,024	12,062,059,761,660	11,968,663,086,213	11,822,542,686,213	974,392,944,657	973,792,883,243	973,792,883,243
Aset Tetap - Fasos Fasum	20,117,706,758,340	125,724,781,862	131,470,023,862		24,937,676,009,079	16,149,712,906,617	16,172,266,202,263	10,388,351,999,052	12,473,614,578,096	48,326,465,918,565	48,326,465,918,565
Kas Dikonsinyasikan	119,441,613,862	22,173,252,162,900	24,840,502,577,896		154,912,104,244		-	-			
Aset Kompensasi Pelampauan Nilai Koefisien Luas Bangunan/Koefisien Dasar Bangunan (KLB/KDB)						63,418,859,750	43,359,413,750	443,631,901,852	809,446,986,811	861,505,080,661	918,650,850,661
Aset Dalam Proses Penyelesaian Majelis Penetapan Status Aset							7,079,657,762,869	5,109,223,680,990	4,302,190,275,495	3,117,706,595,495	3,117,580,966,439
Aset Tetap yang Tidak Digunakan Dalam Operasional Pemerintah									107,853,635,115	108,522,454,395	108,522,454,395
Aset di BP THR Lokasari	12,830,201,410	13,224,373,345	13,224,373,345								
Aset Lain - lain BLUD	3,548,392,265	3,548,392,265	3,548,392,265						3,548,392,265	3,548,392,265	3,548,392,265
Tuntutan Ganti Rugi yang belum ditetapkan Statusnya									137,134,859,274	137,134,859,274	137,134,859,274
TOTAL ASET LAINNYA	**45,595,149,016,338**	**47,794,342,536,888**	**40,423,964,927,786**	**15,645,672,048,134**	**38,637,278,439,522**	**29,837,852,284,864**	**38,339,446,401,867**	**30,454,598,671,432**	**22,648,588,114,299**	**57,578,791,176,534**	**57,740,616,398,567**
ASET TETAP + ASET LAINNYA	**380,683,223,553,056**	**393,355,738,839,177**	**411,016,286,475,472**	**397,849,311,363,271**	**446,371,562,092,050**	**472,277,028,097,706**	**504,544,095,597,507**	**508,144,550,379,384**	**527,076,715,362,815**	**668,359,012,191,424**	**672,500,818,289,873**

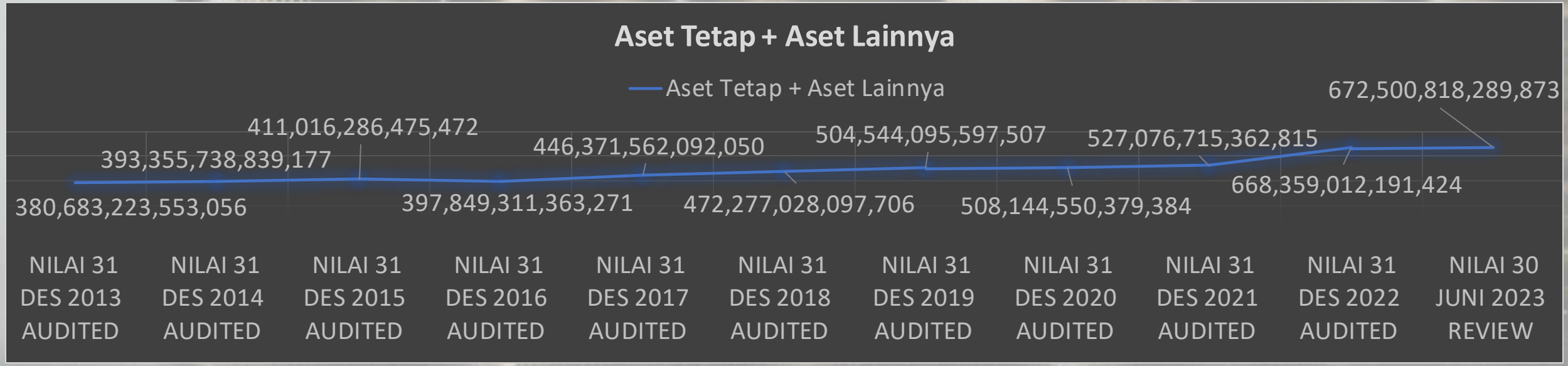

JUMLAH REGISTER ASET TETAP PER 30 JUNI 2023

dan JUMLAH PD/UPD, UPB

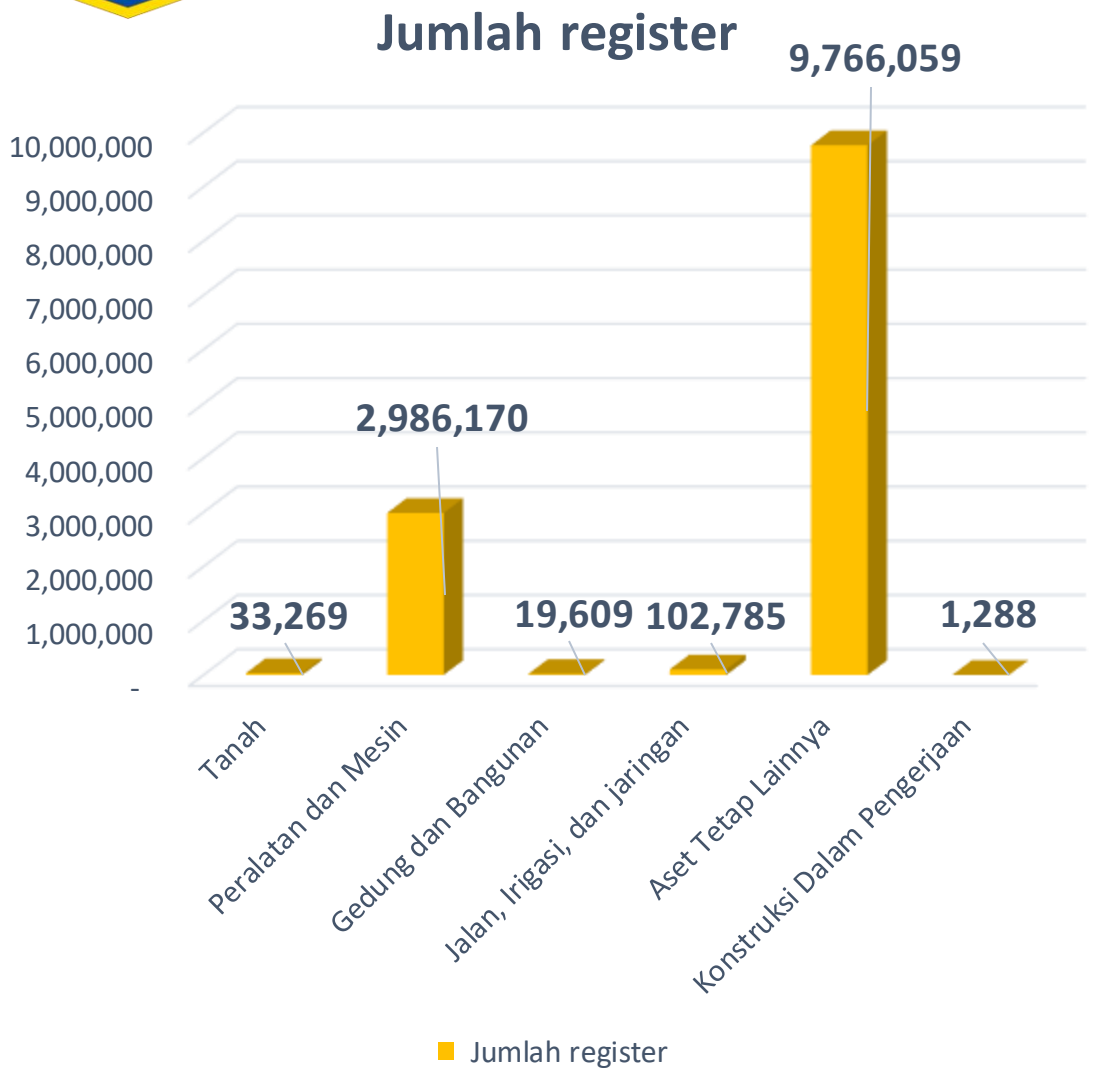

TANAH
33.269 REGISTER

PERALATAN DAN MESIN
2.986.170 REGISTER

GEDUNG DAN BANGUNAN
19.609 REGISTER

JALAN, IRIGASI, JARINGAN
102.785 REGISTER

ASET TETAP LAINNYA
9.766.059 REGISTER

KONSTRUKSI DALAM PENGERJAAN
1.288 REGISTER

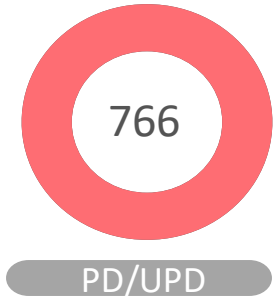







RUANG LINGKUP BMD

ASAL PEROLEHAN

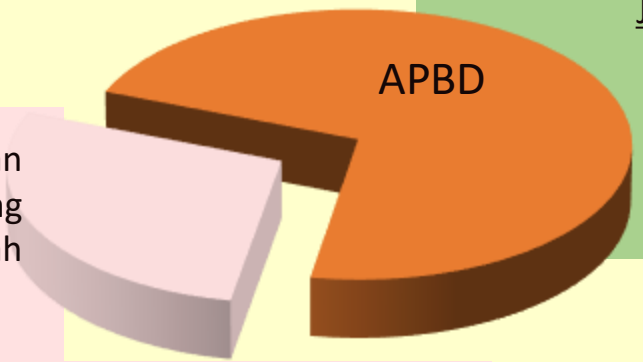

Jenis belanja:
- Belanja barang (52)
- Belanja modal (53)
- Belanja hibah (56)
- Bantuan sosial (57)
- Belanja Lain-lain (58)

- Hibah/sumbangan
- Perjanjian/kontrak
- Peraturan perundang-undangan
- Putusan pengadilan

PENGELOLAAN

- **Penggunaan**
- **Pemanfaatan**
  - Sewa
  - Pinjam pakai
  - KSP
  - BGS/BSG
- **Pemindahtanganan**
  - Penjualan
  - Hibah
  - Tukar-menukar
  - PMP
- **Penghapusan**

PERTANGGUNGJAWABAN

Aset Lancar
→ Persediaan

Aset Tetap
→ Tanah
→ Peralatan dan Mesin
→ Gedung dan Bangunan
→ Jalan, Irigasi dan Jaringan
→ Aset Tetap Lainnya
→ Konstruksi Dalam Pengerjaan

Aset Properti Investasi

Aset Lain-lain
→ Aset Tidak Berwujud
→ Kerjasama Pihak Ketiga
→ Aset yang tidak digunakan

Pengelolaan BMD

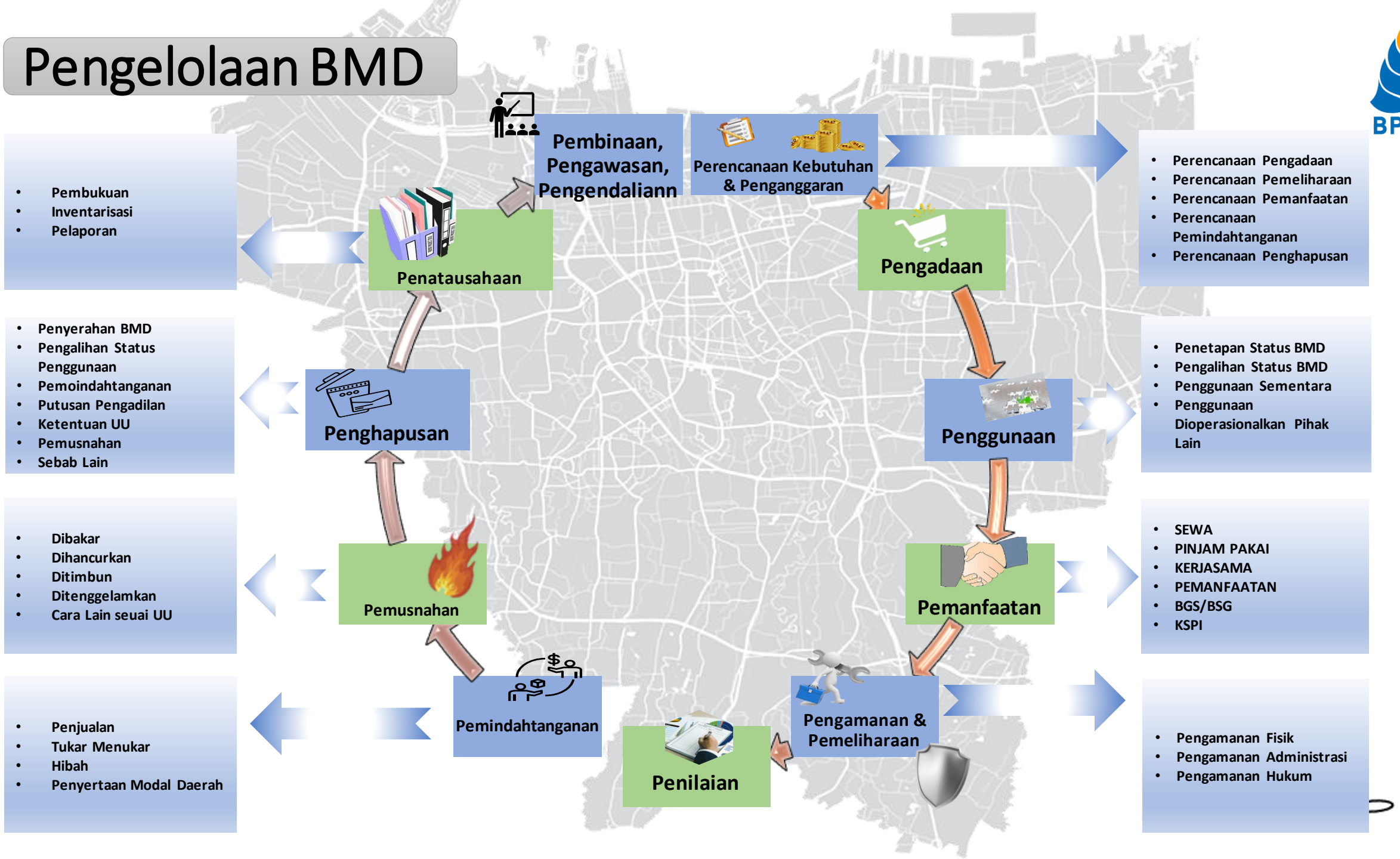

Danke
Merci
Cảm ơn bạn
Teşekkür ederiz
Grazie
谢谢
Obrigado
謝謝
Thank you
شكريا
Gracias
Terima kasih
धन्यवाद
ధన్యవాదాలు
Спасибо
شكرا
நன்றி
ধন্যবাদ
ありがとう
ขอบคุณ
감사합니다